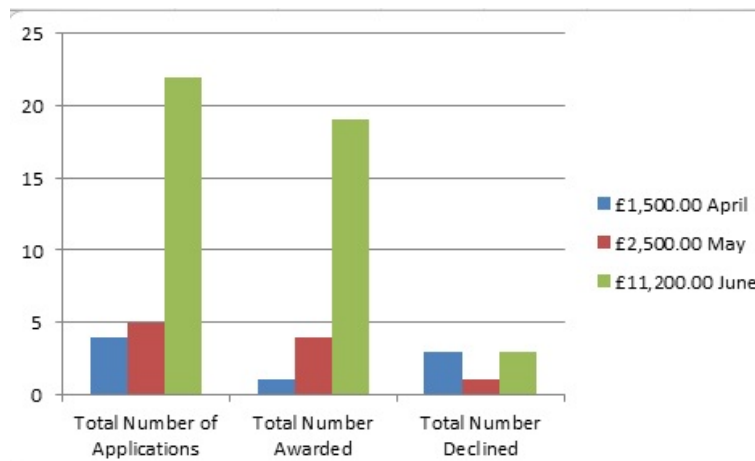


**Appendix D**  
**Event Fund 1617 Quarter 1 report**  
**Monitoring information from Evaluations received post event.**

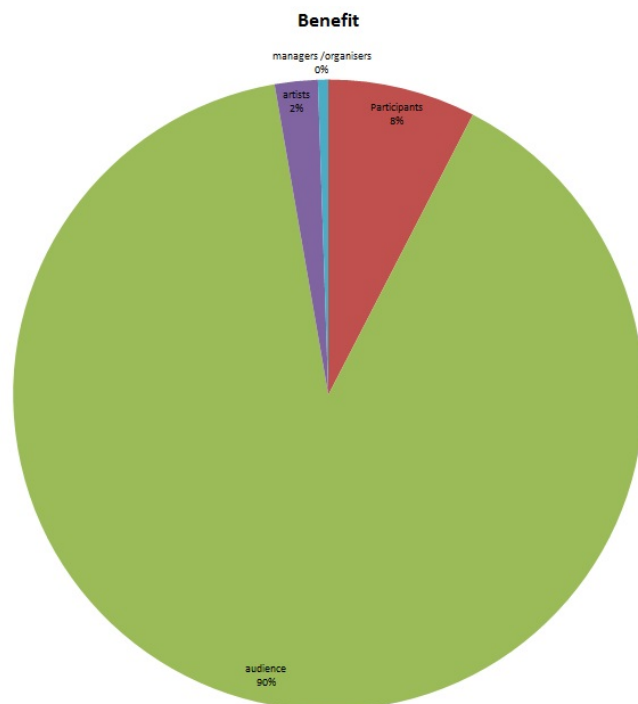
- A total of 24 Event Fund Applications were successful in Quarter 1
- 17 of these submitted their evaluation forms, and the calculations below are the percentages added together from each event evaluation.
- 2 applications withdrew their applications.
- 2 applications did not send in their acceptance forms and therefore did not receive funding.
- 1 event moved to July and will therefore be added to the quarter 2 report
- 2 events did not submit evaluations post event

Please note, that some applications will involve multiple events and multiple venues. The information included on the charts below is based on the Evaluations submitted, 16 were estimates and not all categories were scored in some of the forms.

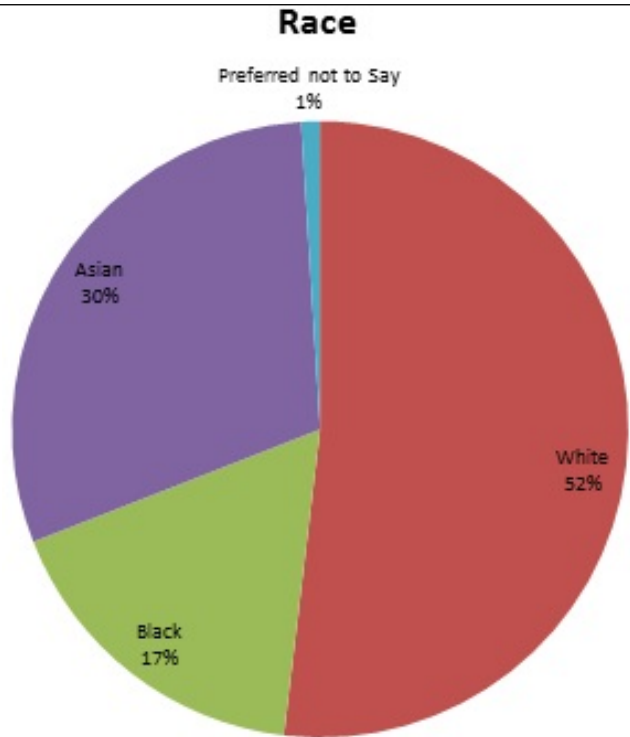
•



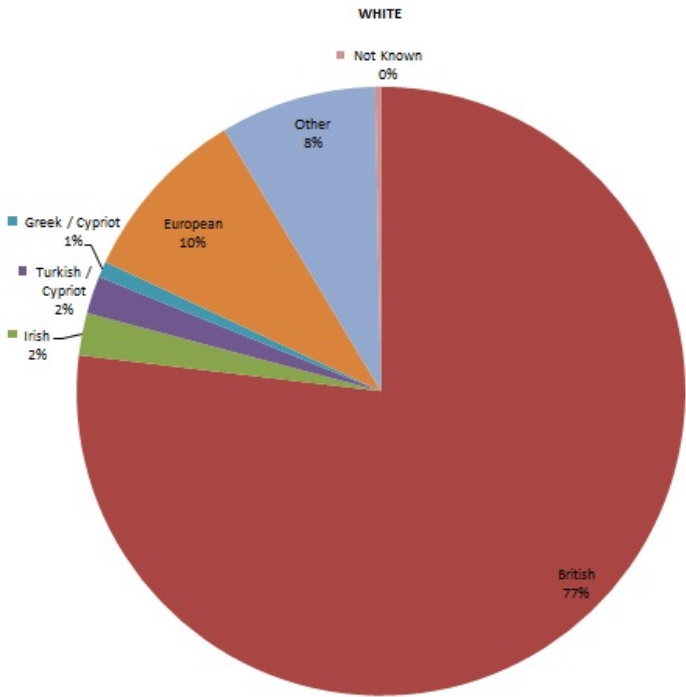
Benefit	
Participants	1562
audience	18490
artists	455
managers /organisers	109
total attendance	20616



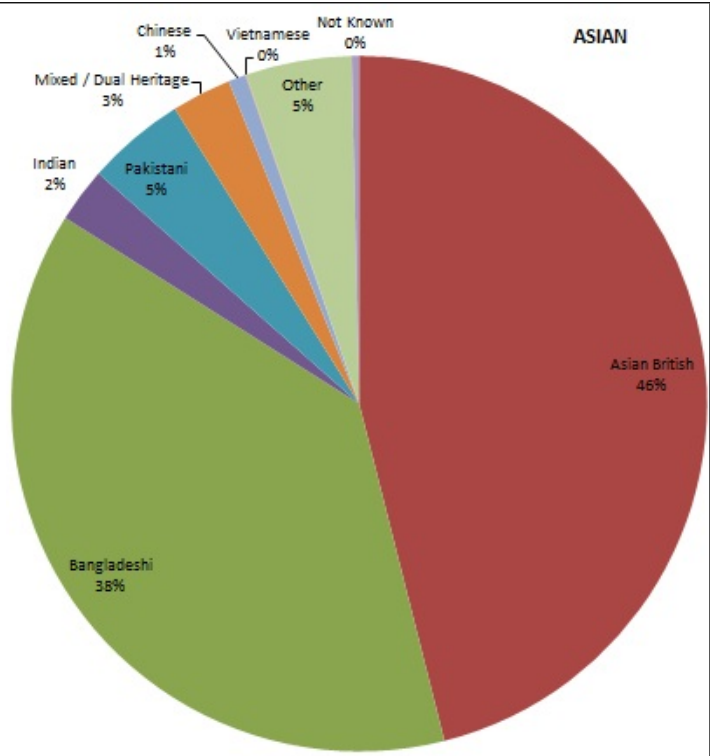
<b>RACE</b>	
<b>White</b>	10696
<b>Black</b>	3541
<b>Asian</b>	6175
<b>Preferred not to Say</b>	204



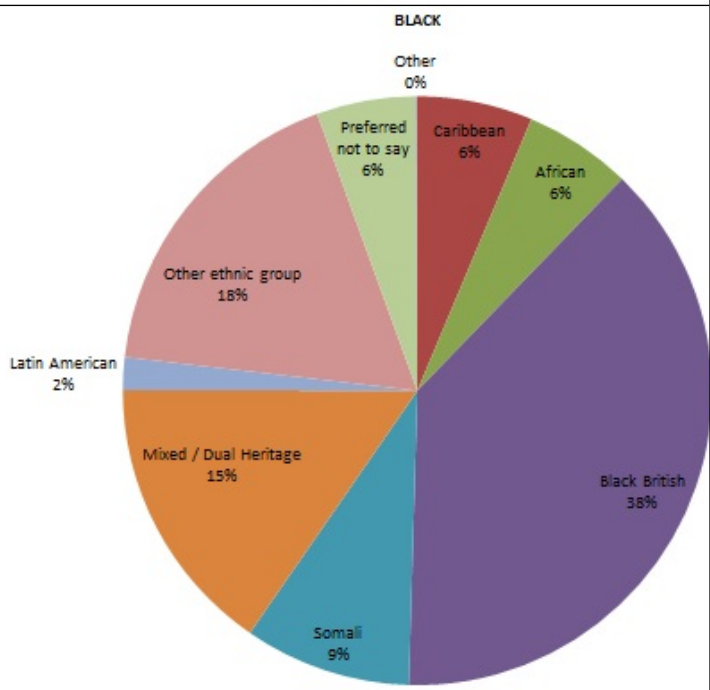
<b>Ethnicity - White</b>	
British	8224
Irish	240
Turkish / Cypriot	214
Greek / Cypriot	90
European	1008
Other	887
Not Known	33



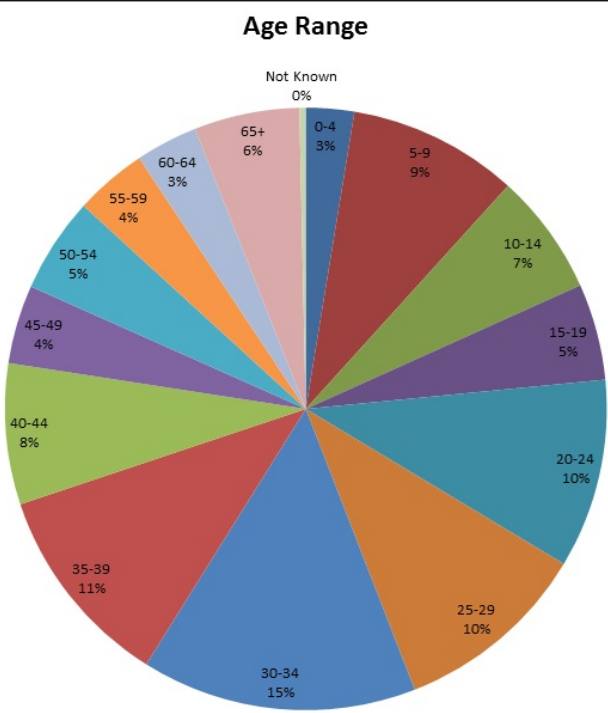
Ethnicity - Asian	
Asian British	2844
Bangladeshi	2341
Indian	157
Pakistani	284
Mixed / Dual Heritage	171
Chinese	50
Vietnamese	3
Other	304
Not Known	21



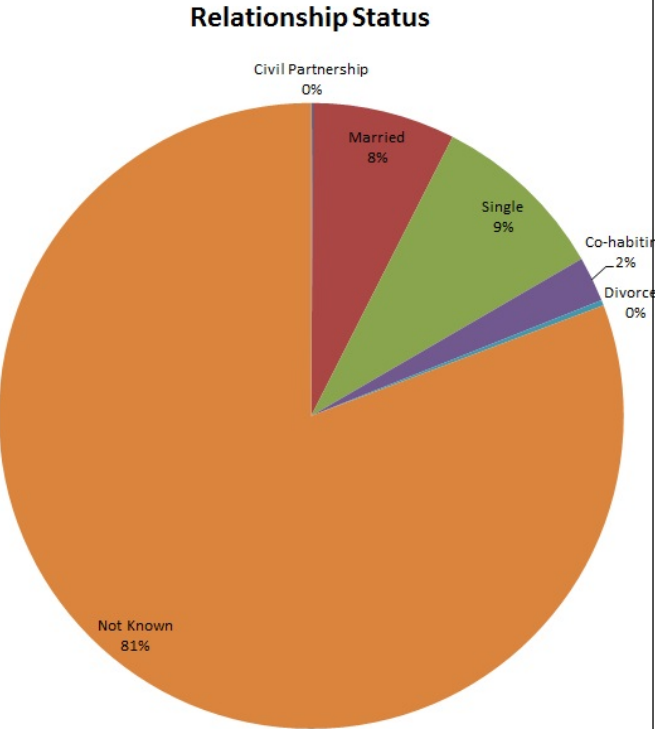
Ethnicity - Black	
Caribbean	237
African	221
Black British	1432
Somali	343
Mixed / Dual Heritage	577
Latin American	67
Other ethnic group	661
Not Known	204
Preferred not to say	3



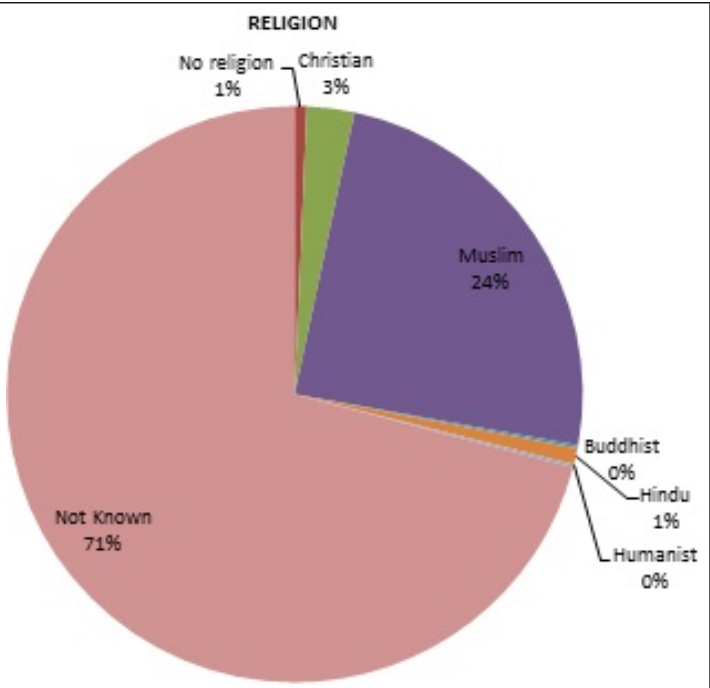
Age	
0-4	38
5-9	134
10-14	96
15-19	76
20-24	149
25-29	154
30-34	217
35-39	161
40-44	111
45-49	62
50-54	75
55-59	57
60-64	49
65+	83
Not Known	5



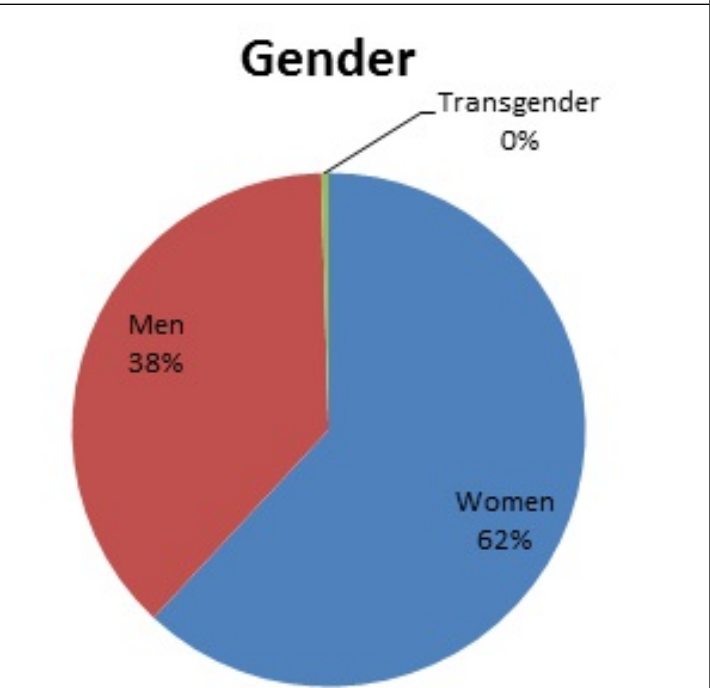
Relationship Status	
Civil Partnership	1
Married	79
Single	98
Co-habiting	25
Divorced	3
Not Known	864



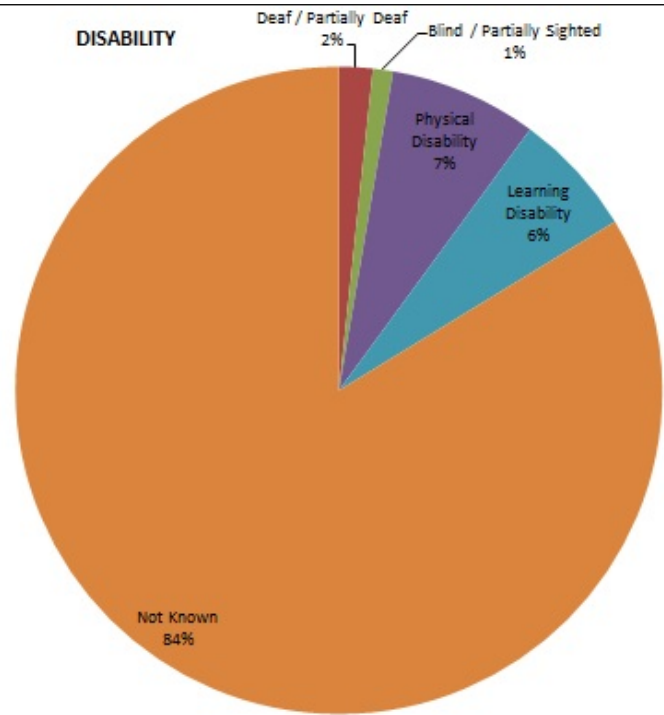
Religion	
No religion	8
Christian	32
Muslim	294
Buddhist	2
Hindu	11
Humanist	2
Not Known	851



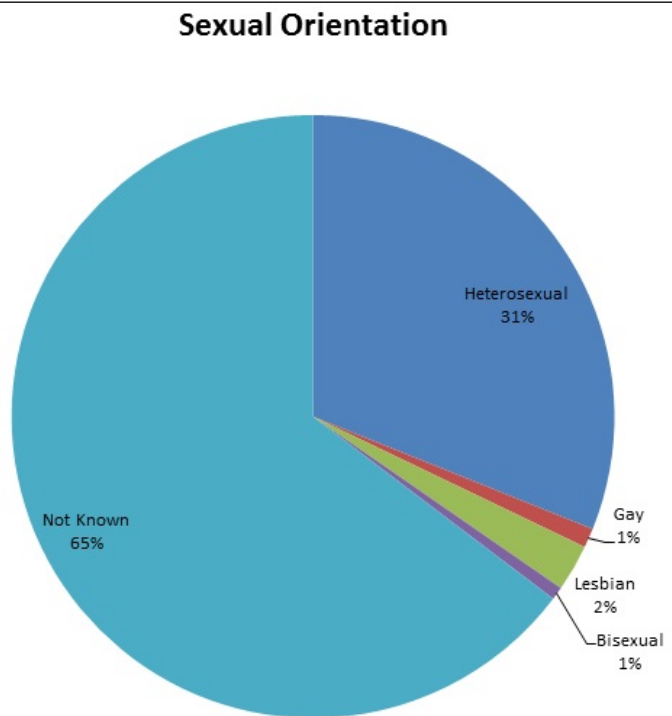
Gender	
Women	1047
Men	635
Transgender	8



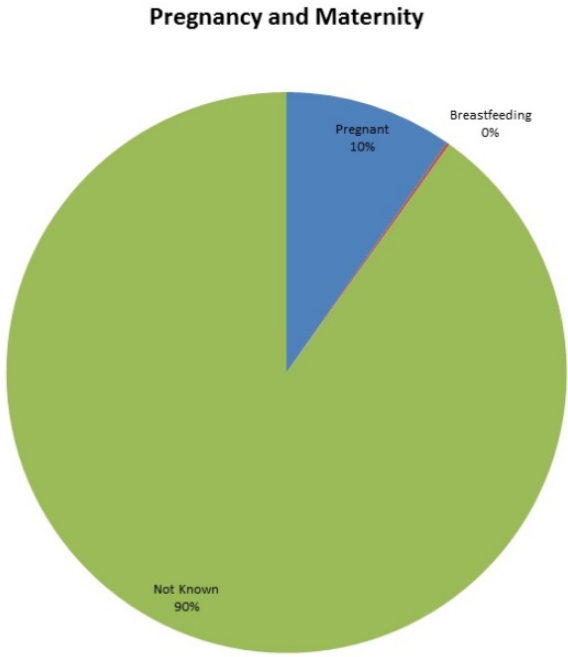
Disability	
Deaf / Partially Deaf	10
Blind / Partially Sighted	6
Physical Disability	44
Learning Disability	37
Not Known	499



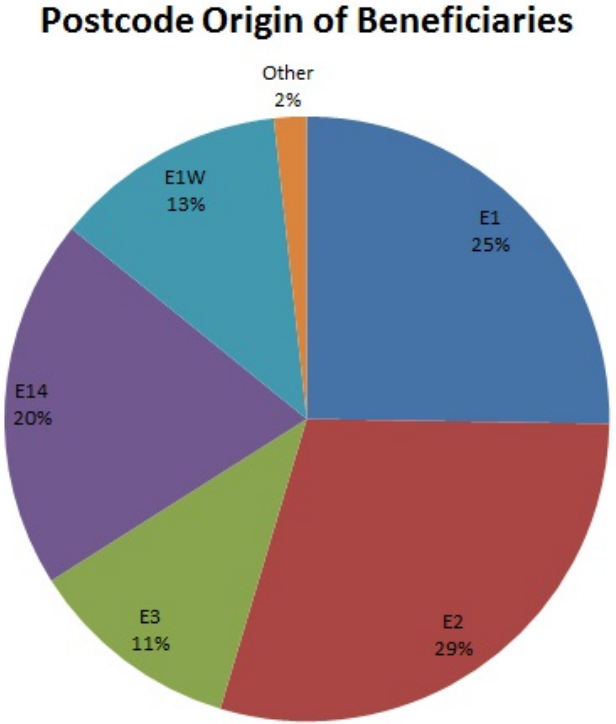
Sexual Orientation	
Heterosexual	359
Gay	12
Lesbian	29
Bisexual	8
Not Known	747



Pregnancy / Maternity	
Pregnant	107
Breastfeeding	2
Not Known	995



Postcode Areas	
E1	246
E2	286
E3	111
E14	193
E1W	121
Other	17



Ward Areas Served	
Bethnal Green,	3
Bow West	3
Lansbury	1
Limehouse	1
Mile End	4
Poplar	1
Shadwell	4
Spitalfields and Banglatown	8
St Dunstan's	1
St Peter's	1
Stepney Green	3
Weavers	5
Whitechapel	1

**Number events in ward**

